


PRODUCT

CATALOG

2020

“



"You see things; you say, 'Why?' But I dream things that never were; and I say 'Why not?'"

- **George Bernard Shaw**

”

"This quote has kept me going for as long as I can remember."

Dr. Vijay Lilaramani (CEO)
Chesa Dental Care

INDEX

1	About Us_____	3
2	Our Associates_____	4
3	Dental Chairs_____	5
4	Radiology_____	23
5	IOS (Scanner)_____	28
6	R2 Gate Guided Solution_____	29
7	Dental Implants_____	30
8	Dental Lasers_____	35
9	X-ray Units_____	36
10	Sterilization Products_____	39
11	Scalers_____	41
12	Light Cures_____	42
13	Implant Motors_____	43
14	Accessories_____	44
15	Suctions_____	45
16	Compressors_____	46
17	Microscopes_____	47
18	Handpieces_____	48
19	Dental Lights_____	49
20	Our Distributors_____	50
21	Branch Offices_____	52

ABOUT US

Established in 1992, Chesa is one of the leading dental care product manufacturers in India possessing the widest dealer network which is providing extensive customer reach and unmatched service support.

The Company started off with just a team of 5 members, now holds the employee strength of over 300 and an experience of over 24 years in engineering, design, high volume production, supply, sales and marketing.

OUR VISION

To be the focal point solution for any allied requirement in the field of Dentistry.

OUR MISSION

To provide the best investment options for a dental practice, such that the dentist and patient get maximum return on that investment

GROWTH PLAN

The Company has seen mass growth and expansion over the last 25 years, but what is yet to come can be termed as an exponential boom compared to the past.

Along with our current Manufacturing unit in tumkur, Warehousing facility in Narasapura, Corporate office at Whitefield (Bangalore), Chesa has now expanded their wings to 14 branch offices to come closer to you all over India with equipment on display.

We have also fleshed out our wing by diversifying into radiology diagnostic center's pan India to provide a single stop solution to the dental practitioner. We plan to have multiple such center all over India soon.

Further diversification into providing training programs with international support for education and helping the dentists in providing world class practice and live training facilities is also card for the upcoming year.

Chesa aims to be able to provide the dentist with a holistic solution, not just the merchandise but the correct information on how to best use and defend the same, thus making the Indian Dentist more aware and increasing the scope of the Dental Market in India.

OUR ASSOCIATES



NEW DABI VERSA

DABI ATLANTE

**NEW
LAUNCH**



CHAIR:

- Electro-mechanical dental chair with Column Lift spindle system
- Folding leg support at knee height
- Base lining in Integral Skin, protecting it against corrosion and providing a more uniform finish with a unique design.
- Column Lift lifting system made of structured Aluminum, offers greater resistance, elevation capacity up to 200 kg.

LIGHT:

5 LED with Light activation and brightness programming through the "sensor". Light button in foot pedal

UNIT:

- Dental equipment attached to chair, uses less space; with arm lock electro-pneumatic locking.
- Integrated Ipad support with USB output enables using Ipad to control the chair and USB to recharge the equipment.(OPTIONAL)
- Delivery unit for ambidextrous dental use
- Flexible, removable and autoclavable handpiece support, protecting them from impact
- Pneumatic lock activation
- Allows up to 5 working terminals (ST + terminals)
- Support tray

ASSISTANT ARM:

- Suction tip support apart from unit body, with assisting arm;
- Facilitates the access to DS and ADS, electric operation switch with programmable waterings

PRESTIGE HASTEFLX

DABI ATLANTE



VERSION: PRESTIGE AIR

**NEW
LAUNCH**

CHAIR:

- Structure constructed in solid steel, with antioxidant treatment and painted in epoxy paint giving greater resistance and durability to the set.
- Base with anti-slip debris, no fixing on the floor.
- Pantographic lift type system made from sheet steel, offers greater resistance, lifting capacity up to 200 kg.
- Joystick control pedal with automatic return to zero position
- 04 working positions.
- Electromechanical lifting system driven by low-voltage BOSCH motor with 24 volts.
- Electronic system Integrated and low voltage: 24 volts.
- Anatomic, removable, bi-articulate, height-adjustable headrest with front, rear and longitudinal movements
- Ambidextrous

LIGHT:

- 5 LED'S with Sensor- Three Intensities: 10,000, 20,000 and 30,000 LUX (5 LED option available)

UNIT:

- Composition: Extended Arm syringe / 01 terminals with spray for high rotation and 01 terminal with spray for pneumatic micromotor.
- Overhanging Unit
- PAD control panel: PAD control panel with chair functions

CROMA AIR

DABI ATLANTE



CHAIR:

- A corrosion resistant, solid steel frame coated with epoxy paint for greater durability
- An anti-skid Base for stability; no fixing on the floor.
Base with a Pantographic lifting mechanism with lifting capacity of 200 kg, powered by BOSCH motor.
- Joystick control pedal with three working programs with automatic return to zero position
- An innovative design with a comfortably positioned, bi-articulated, removable, and height-adjustable headrest featuring front, rear, and longitudinal movements
- Ambidextrous
- 1 fixed arm and 1 retractable arm with internal steel structure

LIGHT:

- 3 LED with sensor (Intensities: 5,000, 12,000 and 25,000 LUX)

UNIT:

- Mounted with 4 terminals that includes Airtor (2 no.), 3-way Syringe (1 no.), Micromotor or scalar (1 no.), respectively.
- PAD control panel with chair functions
- X-ray viewer
- Underhanging unit

GNATUS S500



CHAIR:

- Biarticulated headrest, removable and anatomical to provide perfect accommodation of the patient
- The anteroposterior movement, with height adjustment, allows direct visualization of all quadrants of the mouth
- It facilitates care in pediatric dentistry, and handicapped patients
- Ergonomic design and easy removal
- With safety system that interrupts chair base movement when finding any obstacle.
- PAD control with a LED negatoscope (optional)
- Joystick

LIGHT:

- Frontal Protector
- Removable, made of a durable & transparent material easy to clean
- 5 LED (3x2) sensor
- Proximity Sensor
- Activation and adjustment of the light intensity without contact

UNIT:

- | | |
|--|--|
| <ul style="list-style-type: none"> • Proximity Sensor • Activation Control • Removable Spittoon | <ul style="list-style-type: none"> • Double System (Reservoir/Network) • Timer Programmable • 60 Degree |
|--|--|

ASSISTANT ARM:

When "return to zero" position is activated the armchair goes automatically down, meaning freedom of movement to the patient and the professional.

GNATUS S400



OVER HANGING



CHAIR:

- Double articulated head rest lock system with a lever
- Easy fix system
- 1 fixed arm and 1 folding arm with internal steel structure
- Activation of the dental light
- Multifunctional & reversible control pedal with 3 work positions and automatic return to zero position
- No Need to fix on the floor
- Antiskid edging
- Extended Alcance Arm
- Water unit with proximity sensor and cup holder
- Integrated connection box
- Wide upholstery with 22 Colors options

LIGHT:

- Three LED Light.
- Three LED Sensor
- Rectangular light focus
- Removable & autoclavable Handles

UNIT:

- Pad control with a LED Negatoscope
- Pneumatic lock activation
- Allows to 5 working terminals
- Support Tray
- Unit with pneumatic arm
- 3AR + 3 way Syringe

GNATUS S300



OVER HANGING



CHAIR:

- Allow upto five working terminals
- Biarticulated head rest lock system with a lever
- Easy fix system
- 1 fixed arm and 1 folding arm with internal steel structure
- Activation of the dental light
- Multifunctional & reversible control pedal with 3 work positions and automatic return to zero position
- No Need to fix on the floor
- Antiskid edging
- Different switcher for tumbler and sputum
- Integrated connection box
- Wide upholstery with 22 Colors options

LIGHT:

- Single LED with persus light
- Rectangular light focus
- Pursus
- Adjustable light intensity (Low to high)

UNIT:

- Two Airoter
- One three way Syringe
- Touch panel for Light with 3 programs + 1 zero position
- Removable Spittion
- Movable Water Unit
- Sensor based spittoon
- 3AR + 3way Sringe

GNATUS S200



CHAIR:

- Biarticulated head rest lock system with a lever
- Easy fix system
- Fixed arm with internal steel structure
- One Airoter & Airmotor
- No Need to fix on the floor
- Antiskid edging
- Integrated connection box
- Wide upholstery with 22 Colors options
- Removable Spittoon, Movable Water Unit

LIGHT:

- Single LED with persus light.
- Rectangular light focus
- Adjustable light intensity (Low to high)

UNIT:

- 49 Degree Moveable
- Pneumatic Suction
- One Airoter
- One three way Syringe
- One Airmotor
- 2AR + 3way syringe

AGNI 500



CHAIR:

- Fully electrically operated Dental chair unit with Feather touch panel for All controls of the chair
- LED Operation lamp with sensor control set (LED SENSOR COLD LIGHT)
- Working with the high Voltage of AC220V/110V, 50Hz/60Hz
- 24v-x-Film Viewer with ABS plastic cover and All kind of copper valves with 9 memories
- Adjustable headrest set with comfortable seating
- Chair frame with linked movement with 24V DC Motor set

UNIT:

- High-speed hand piece tubing with connector and Low-speed hand piece tubing with connectors
- Additional option of 3-way syringe with (Cold and Hot), 6 position for Hand-pieces syringe
- Water Bottle (Booster Bottle) function with Auto water supply and flush cuspidor system
- Scalar and Electric Micromotor
- Arrived with 6 Functions Foot Pedal set
- Water purifying system with 24V Water Heating System
- Water section and saliva ejector set and Turn-able ceramic cuspidor

ASSISTANT ARM:

- Assistant control system with sensor control panel set
- Down mounted Tool Tray with sensor control

STOOL:

- Dentist stool with PU Leather Cushion
- Zero Back Ache Doctors Stool with 5 castors Back and Front and Up down Movements

USP:

- Most popular Esthetically & Functionally designed Chair
- Most Popular Model with Right Price and warranty
- Unique Design With Class and Quality
- Widest and Most comfortable Chair

AGNI PLUS



Saddle Stool

CHAIR:

- Ergonomic design with synchronized chair movements & trendelenburg position for syncope
- Latest Design sensor operated LED Light with varying intensity
- Auto stop safety switch
- Unique wireless remote control for chair movement

UNIT:

- Under Hanging with broad working tray
- Unit fitted with 3 Airtor Points, One Micro motor Point, One three Way syringe & OPG Viewer
- Feather touch control with 9 memory program and 2 preset program

ASSISTANT ARM:

- All Tubing's concealed at the base of the Chair
- Assistant Tray with feather touch controls
- Low and High Suction Holder with Three Way Syringe
- Glass Spittoon with 180degree movement, Programmable water flow for spittoon & tumbler
- Monitor Clamp, Glass Plate for patient Assistance

STOOL:

- Unique Saddle Stool with unique back support allowing absolute comfort to Dentist

USP:

- Most popular Esthetically & Functionally designed Chair
- Most Popular Model with Right Price and warranty
- Unique Design With Class and Quality
- Widest and Most comfortable Chair

AGNI REGULAR



CHAIR:

- Ergonomic design with synchronized chair movements & trendelenburg position for syncope
- Latest design sensor operated led light with varying intensity
- Both left and right handed options
- Auto stop safety switch
- Unique wireless remote control for chair movement

UNIT:

- Under Hanging with broad working tray
- Unit fitted with 3 Airtor Points, One Micro motor Point, One three Way syringe & OPG Viewer
- Feather touch control with 9 memory program and 2 preset program

ASSISTANT ARM:

- All Tubing's concealed at the base of the Chair
- Assistant Tray with feather touch controls
- Low and High Suction Holder with Three Way Syringe
- Glass Spittoon with 180degree movement, Programmable water flow for spittoon & tumbler
- Monitor Clamp, Glass Plate for patient Assistance

STOOL:

- Zero Back Ache Doctors Stool with 5 castors back and Front and Up down Movements

USP:

- Most popular Esthetically & Functionally designed Chair
- Most Popular Model with Right Price and warranty
- Unique Design With Class and Quality
- Widest and Most comfortable Chair

VAYU PLUS



Saddle Stool

CHAIR:

- Fully electrically operated Dental chair unit with Feather touch panel for all controls of the chair
- Under the arm delivery unit with 2 fixed PROGRAMS, Seamless Upholstery
- Seamless Sleek upholstery
- All the tubing are made in USA
- Auto return to Zero position
- Syncho Position

LIGHT:

- LED (IOPA) X-Ray viewer.
- Luxurious Halogen Chair light with multi Intensity
- 90 ° Movable spittoon bowl made of Glass

UNIT:

- Counter balance Flex arm with pneumatic Lock
- Stainless Steel instrument Tray
- 2 - Canulae for Low & Medium Pneumatic suction on Assistant side

ASSISTANT ARM:

- Air-Rotor terminal – 2 No.
- Inbuilt Micro-Motor terminal control – 1 No
- Three way syringe -2 No (Operator-1, Assistant-1)

STOOL:

- Broad Back rest
- Synchronize movement of Back rest & Seat
- Articulated adjustable headrest with Sea Saw movement
- ZERO BACK ACHE Dental stool for operator with Steel Base, height adjustment and 5 Castors

USP:

- Most popular Esthetically & Functionally designed Chair
- Most Popular Model with Right Price and warranty
- Unique Design With Class and Quality
- Widest and Most comfortable Chair

NINJA N3



CHAIR:

- Smart Designed Chair, DC Motor, Movable hand Rest, Adjustable Head rest

LIGHT:

- LED Light with Two intensity sensor controlled

UNIT:

- Over Hanging Broad Working Tray with Unit fitting of 2 Airtor Points, One Micro motor Point, One three Way syringe, X ray Viewer, Feather touch Chair control, 02 preset program, 02 memory programs
- Glass Spittoon with 90 degree movement, geared motor
- Assistant unit with feather touch control low & high suction, 3way syringe

STOOL:

- Doctors Stool with 5 castors with Up down Movements

USP:

- Economical model
- Strong , Reliable and Sturdy Chair
- Wide tray, Backrest with unique design
- 03 side operated
- Warm water provision in spittoon

NINJA N2



CHAIR:

- Smart Designed Chair, DC Motor, Movable hand Rest, Adjustable Head rest

LIGHT:

- LED Light with Two intensity sensor controlled

UNIT:

- Over Hanging Broad Working Tray with Unit fitting of 2 Airtor Points, One Micro motor Point, One three Way syringe, X ray Viewer, Feather touch Chair control, 02 preset program, 02 memory programs
- Glass Spittoon with 90 degree movement, geared motor
- Assistant unit with feather touch control low & high suction, 3way syringe

STOOL:

- Doctors Stool with 5 castors with Up down Movements

USP:

- Economical model
- Strong , Reliable and Sturdy Chair
- Wide tray, Backrest with unique design
- 03 side operated
- Warm water provision in spittoon

ONYX PREMIUM



CHAIR:

- Ergonomically designed chair
- Sleek and Comfortable Back Rest, Double articulated Head rest
- Aluminium easy to operate hand rest
- Synchronized chair movement

LIGHT:

- LED light with polymerization option for curing
- 180° smooth movement

UNIT:

- Under Hanging Broad Working Tray with Unit fitting of 2 Airtor Points, One Micro motor Point, One three Way syringe, Feather touch control with 2 memory program and 2 preset program, Glass Spittoon box with 90 degree movement, Booster Bottle Connection & TFT Clam
- Beautifully designed sensor operated

ASSISTANT ARM:

- Assistant Tray with Low and High Suction
- 3 way syringe
- Feather touch control for chair movement

STOOL:

- Doctors Stool with 5 castors and Up down Movement

USP:

- Unique Design With Class and Quality
- Most Popular Model with Right Price and warranty (2+1)
- LED Light sensor and polymerization option
- Latest Design with Synchronized Chair Movements
- USA made Tubing
- Linkan Motors
- Both Left and Right handed Options

ONYX REGULAR



**OVER HANGING
ONYX DELUX**

CHAIR:

- Ergonomically designed chair
- Sleek and Comfortable Back Rest, Double articulated Head rest
- Aluminium easy to operate hand rest
- Synchronized chair movement

LIGHT:

- LED light with polymerization option for curing
- 180° smooth movement

UNIT:

- Under Hanging Broad Working Tray with Unit fitting of 2 Airtor Points, One Micro motor Point, One three Way syringe, Feather touch control with 2 memory program and 2 preset program, Glass Spittoon box with 90 degree movement, Booster Bottle Connection & TFT Clam
- Beautifully designed sensor operated

ASSISTANT ARM:

- Assistant Tray with Low and High Suction
- 3 way syringe
- Feather touch control for chair movement

STOOL:

- Doctors Stool with 5 castors and Up down Movement

USP:

- Unique Design With Class and Quality
- Most Popular Model with Right Price and warranty (2+1)
- LED Light sensor and polymerization option
- Latest Design with Synchronized Chair Movements
- USA made Tubing
- Linkan Motors
- Both Left and Right handed Options

SHUBH

STANDARD ACCESSORIES

- Inbuilt Motorised Suction
- Ultrasonic Scaler inbuilt with 5 tips
- Inbuilt Light Cure with glass tip
- Micromotor



CHAIR:

- Ergonomically designed chair
- Sleek and Comfortable Back Rest, Double articulated Head rest
- Aluminium easy to operate hand rest

LIGHT:

- LED Operating light having 30000lux on/off and intensity control by non touch sensor

UNIT:

- Underhanging
- 2 Airotor points
- 1 MicroNx Micromotor 35000 rpm (cord only)
- 2 Three way syringe
- Stainless Steel instrument Tray
- X - Ray viewer

ASSISTANT ARM:

- Assistant Tray with Low and High Suction
- 3 way syringe
- Touch control for chair movement
- Light cure with glass tip

STOOL:

- Doctors Stool with 5 castors and Up down Movement

USP:

- Unique Design With Class and Quality
- Most Popular Model with Right Price and warranty (2+1)
- LED Light sensor and polymerization option
- Latest Design with Synchronized Chair Movements
- USA made Tubing
- Linkan Motors
- Both Left and Right handed Options



GEMS



CHAIR:

- Children Friendly Design, Comfortable Seating For Child Up to 16 yrs. Age, Double Articulating Head rest, Customization In Colors and Stickers

UNIT:

- Unit with 2 Airotor Points
- One Micro motor Point
- One three Way syringe
- Feather touch control with 2 memory program and 2 preset program
- LED Light with 2 intensity
- Designer Attractive Spittoon
- Low and High Pneumatic Suction Control
- Booster Bottle Connection

STOOL:

- Zero Back Ache Doctors Stool with 5 castors back and Front and Up down Movements.

USP:

- First Indian Pediatric Dental Chair
- Attractive Design, Budget Friendly Model
- Quality Standards maintained with Warranty (2+1)

PORTABLE CHAIR



CHAIR:

- Foldable Chair easy To Transport and Install
- Floor Stand LED Light , Spittoon Attached

UNIT:

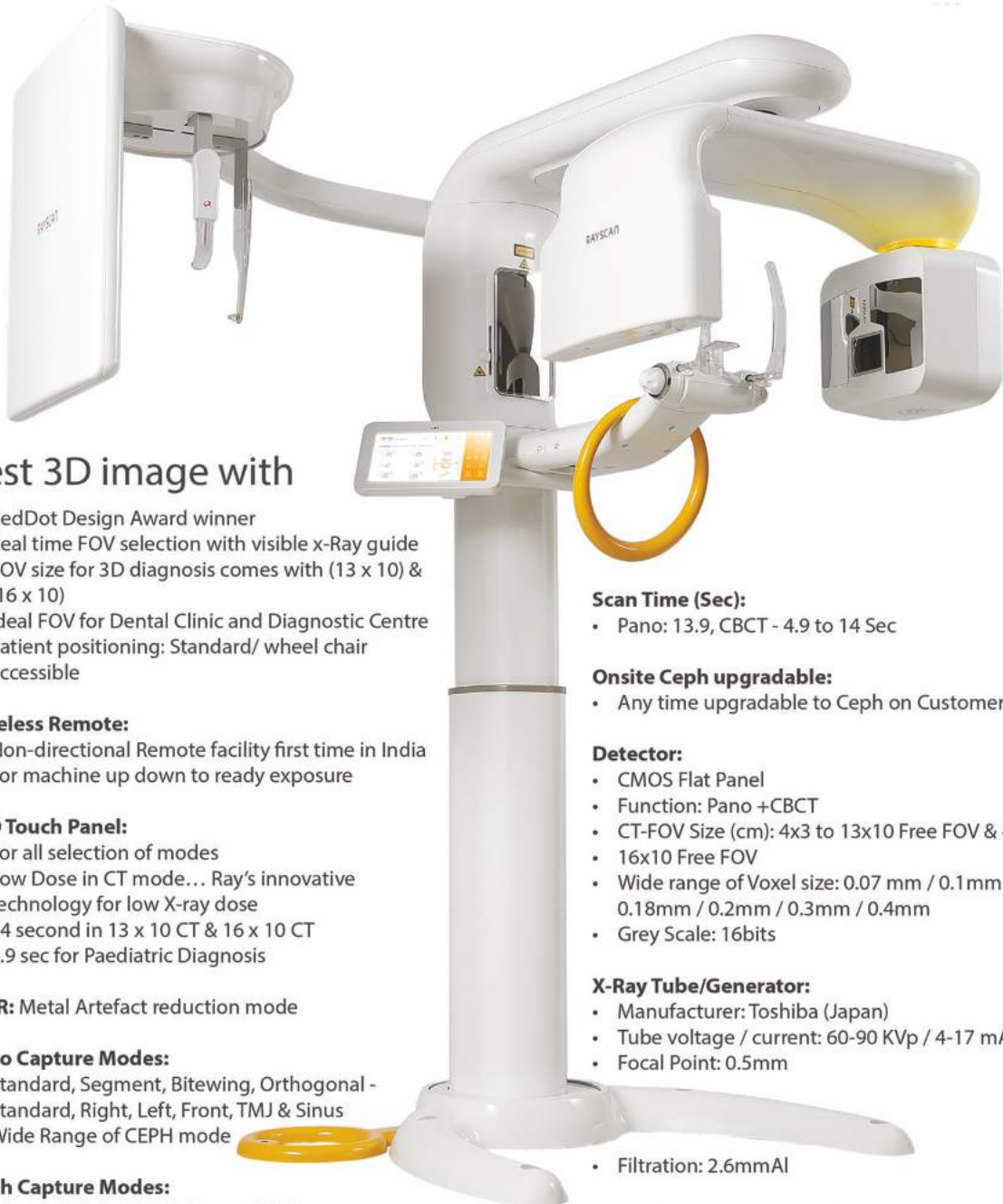
- Portable Dental Unit On Wheels Consisting Of 0.5 HP Compressor, 0.25 HP Suction and Airtor Module with Three way Syringe.
- Provision to provide Inbuilt Scalar .

USP:

- Ideal For Camps and Clinic On Wheels
- Easy To Install And Pack



RAYSCAN ALPHA PLUS



Best 3D image with

- RedDot Design Award winner
- Real time FOV selection with visible x-Ray guide
- FOV size for 3D diagnosis comes with (13 x 10) & (16 x 10)
- Ideal FOV for Dental Clinic and Diagnostic Centre
- Patient positioning: Standard/ wheel chair accessible

Wireless Remote:

- Non-directional Remote facility first time in India
- For machine up down to ready exposure

LCD Touch Panel:

- For all selection of modes
- Low Dose in CT mode... Ray's innovative technology for low X-ray dose
- 14 second in 13 x 10 CT & 16 x 10 CT
- 4.9 sec for Paediatric Diagnosis

MAR: Metal Artefact reduction mode

Pano Capture Modes:

- Standard, Segment, Bitewing, Orthogonal - Standard, Right, Left, Front, TMJ & Sinus
- Wide Range of CEPH mode

Ceph Capture Modes:

- LAT, LAT-Wide, PA/AP, Carpus, SMV
- Exclusively designed Built In sensor
- Saves time & also avoid damage while changing

Scan Time (Sec):

- Pano: 13.9, CBCT - 4.9 to 14 Sec

Onsite Ceph upgradable:

- Any time upgradable to Ceph on Customer Site

Detector:

- CMOS Flat Panel
- Function: Pano + CBCT
- CT-FOV Size (cm): 4x3 to 13x10 Free FOV & 4x3 to 16x10 Free FOV
- Wide range of Voxel size: 0.07 mm / 0.1 mm / 0.18mm / 0.2mm / 0.3mm / 0.4mm
- Grey Scale: 16bits

X-Ray Tube/Generator:

- Manufacturer: Toshiba (Japan)
- Tube voltage / current: 60-90 KVp / 4-17 mA
- Focal Point: 0.5mm

- Filtration: 2.6mmAl

3D Software: On Demand



RAYSCAN ALPHA P



Best 2D image with

- RedDot Design Award winner
- A high class Pano OPG from Ray ...known worldwide as an innovative & technically advanced manufacture in dental Imaging field
- Real time Pano with 3 Laser Beams
- Patient positioning: Standard/ wheel chair accessible

Wireless Remote:

- Non-directional Remote facility first time in India

LCD Touch Panel:

- For all selection of modes

Pano Capture Modes:

- Standard, Segment, Bitewing, Orthogonal - Standard, Right, Left, Front, TMJ & Sinus
- Wide Range of CEPH mode

Ceph Capture Modes:

- LAT, LAT-Wide, PA/AP, Carpus, SMV
- Exclusively designed Built In sensor
- Saves time & also avoid damage while changing

Scan Time (Sec):

- Pano: 13.9

Onsite Ceph upgradable:

- Any time upgradable to Ceph on Customer Site

Detector:

- CMOS Sensor
- Function: Pano
- Active area-6(w) x151.2 (H) mm
- Grey Scale: 14bits

X-Ray Tube/Generator:

- Manufacturer: Toshiba (Japan)
- Tube voltage / current: 60-90 KVp / 4-17 mA
- Focal Point: 0.5mm
- Filtration: 2.6mmAl

RIO SENSOR



Size 1 & 2

Specifications are subject to change without prior notice.

RIS500 Specifications	Size 1	Size 2
Outside dimensions	39x25mm	42x30mm
Imaging area	30x20mm	34x26mm
Pixel size	20x20µm	20x20µm
Sensor Technology	Advanced CMOS with Optical fiber	Advanced CMOS with Optical fiber
Scintillator	Csl.	Csl.
Number of pixels	1.5 Megapixels	2.2 Megapixels
Image resolution	25 lp/mm	25 lp/mm
connection	USB 2.0 high speed	USB 2.0 high speed
Cable length	2 meters	2 meters



Size 1



Size 2

Lowest Radiation with

- Excellent image quality
- Advanced hybrid CMOS technology
- Ergonomic design, size and shape
- Reduced Scan time with low X-ray dosage
- User Friendly Software
- Dust & Water Proof
- Sizes: 1 & 2
- Durable and Reliable
- Compact Packaging





NANORAY

Ultra Light Portable X-ray TheRay



**NEW
ARRIVAL**



- Our State-of-the-art ergonomic design that allows one-handed shooting
- Lighter, handier. only 1.64kg with capacitor using lighter components and unique design.
- Quick charging. Only 10 seconds to fully charge. Our super capacitor allows much faster charging and more comfortable.
- Sustainable power efficiency keeps 100% of power efficiency even at continuous shooting.
- Superior image quality. Tube focal spot 0.4mm provides much more clear image processing and much wider range, which corresponds to CR and film.
- Trouble-free
Our charging system without battery prevent discharging, explosion and complicating requirements for regular maintenance
- Unit [kV] / [mA]: 70/60kV / 3mA
- Focal spot size: 0.4mm X 0.4mm



Battery Free



World's First Innovation Technology





RIOSCAN



Feature	RioScan
Resolution	Max. 21lp/mm
Touch Display	Yes (4.3" touch screen)
Plate Size scanning	0,1,2,3 & 4
Quick Scanning Time	5 sec.
No. Of Scanning Mode	3
Image view on Display	Yes
Connectivity	Lan
Plate Scanning Indication	Yes
Dimensions (H x W x D)	170*260*278mm
Weight	3.5Kg
Plate loading system	Top Loading
No. Of Plates	6

Fast and Intutive Workflow

RIOScan offers various functions to minimize work time

- 5seconds scan time (HSMODE)
- 6 Imaging Plates, Size 0: 2 Nos, Size 2: 4 Nos
- Automatic plate detection
- Plate insertion and correct plate side is detected for image reading
- Auto erasing
- Users can check the images through the touch screen whether they are properly attained
- QuickScan mode
- Images can be scanned and stored in the internal memory while network connection has dropped



RUNYES

**NEW
LAUNCH**



Runyes 3DS

**Gives You The New Way of
Intraoral Scanning**

SPECIFICATIONS

- Economical & affordable
- No annual subscription / hidden charges
- Lightest in weight
- Synchronous 3D video collection
- 20 microns (micron symbol) scan accuracy
- Widest range of indications
- Check clearance & undercuts before sending to Lab
- No need for messy impressions / retakes
- No need for tedious processes for implant impressions
- Sturdy metallic body

R2 GATE GUIDED SOLUTION



MODEL SCANNER

Any Model (Desktop) scanner that extracts STL files are suitable.
The 3 shape scanner is also suitable, but it requires additional converting software that converts DCM to STL file.



DCM file can be converted to STL through EXOCAD.

3D PRINTER

Any 3D Printers can be used except FDM printer.
Minimum Building size should be over 100 x 70mm.
To use your printer you have to test it with our design file first.
Our Meg Printer II is made for R2GATE guides and temporary crowns.
If you consider to purchase a new printer, please put it on your check list.



Meg Printer II

MILLING MACHINE

You can use your CAD/CAM machines.
Five axis machine is highly recommended for ONE-DAY IMPLANT prostheses.
MegaGEN launched these cost effective CAM/CAM milling machines as well.
Please put our equipment on your check list if you are considering to purchase a New CAD/CAM Machine.



- Dual Jig Holder
- Auto support cutting
- 3 Pre-milled abutment loading



TiGEN Abutment



ZIRCONIA



PMMA

DENTAL IMPLANTS



AnyRidge is the first implant system to introduce the concept of a
PROGRESSIVE THREAD DESIGN

KEY HIGHLIGHT:

- NO SCREW LOOSENING - Due to a 5 Degree Morse Taper Connection
- Higher Bone Implant Contact due to the Knife Edge Thread Design
- Advanced Coronal Design for Bone Preservation
- Single Internal Prosthetic Connection
- Over 55 types of Prosthetic options for rehabilitation

INDICATIONS:

- Immediate Extraction Cases
- D4 & Soft/ deficient Bone Cases

AnyRidge
IMPLANT SYSTEM



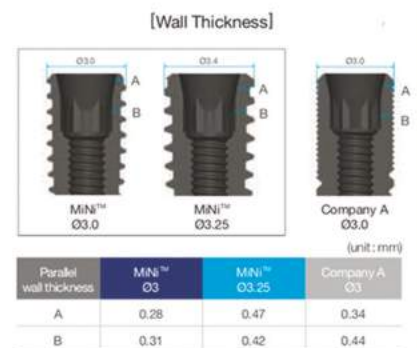
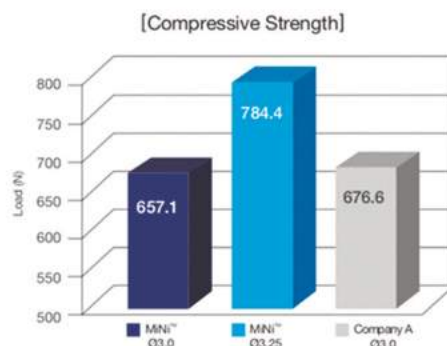
KEY HIGHLIGHT:

- Competitive pricing for the best features
- 11 Degree Internal connection between implant and abutment
- MULTI-COMPATIBLE with components from Other Implant System
- Single Internal Prosthetic Connection
- Over 55 types of Prosthetic options for rehabilitation

INDICATIONS:

- AnyOne REGULAR Thread - For D1, D2 Bone Type cases
- AnyOne DEEP Thread - For D3 & D4 Bone Type Cases
- AnyOne SPECIAL 7 mm - Length in bone is 5mm ONLY!

AnyOne
IMPLANT SYSTEM

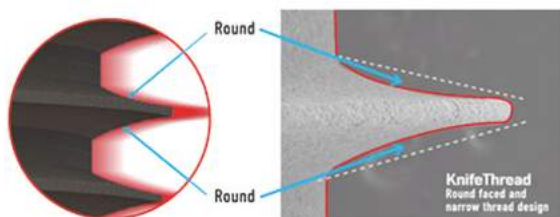


KEY HIGHLIGHT:

When compared with the company A, MiNi™ internal fixture Ø3.0 has similar compressive strength, but Ø3.25 fixture showed much higher value of strength on the thin wall area of the fixture.

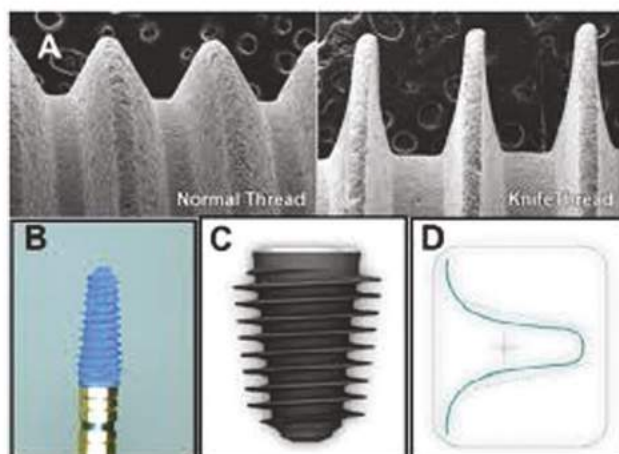
MiNi
IMPLANT SYSTEM

SIZES & PROSTHETIC OPTIONS



THREAD DESIGN

- Less insertion torque
- Excellent initial stabilization
- Resistance to compressive force
- Minimal Shear force creation
- Higher BIC



ANYRIDGE



											Diameter
	Ø	3.5	4	4.5	5	5.5	6	6.5	7	7.5	8
Length	7	✓	✓	✓	✓	✓	✓	✓	✓	✓	✓
	8.5	✓	✓	✓	✓	✓	✓	✓	✓	✓	✓
	10	✓	✓	✓	✓	✓	✓	✓	✓	✓	✓
	11.5	✓	✓	✓	✓	✓	✓	✓	✓	✓	✓
	13	✓	✓	✓	✓	✓	✓	✓	✓	✓	✓
	15	✓	✓	✓	✓	✓	-	-	-	-	-



ANYONE REGULAR THREAD

							Diameter						
							Ø	3.5	4	4.5	5	6	7
length	7	✓	✓	✓	✓	✓	✓						
	8.5	✓	✓	✓	✓	✓	✓						
	10	✓	✓	✓	✓	✓	✓						
	11.5	✓	✓	✓	✓	✓	✓						
	13	✓	✓	✓	✓	✓	✓						
	15	✓	✓	✓	✓	-	-						


SIZES & PROSTHETIC OPTIONS

ANYONE DEEP THREAD



	Diameter					
	Ø	4.5	5.5	6.5	7.5	8
Length	7	✓	✓	✓	✓	✓
	8.5	✓	✓	✓	✓	✓
	10	✓	✓	✓	✓	✓
	11.5	✓	✓	✓	✓	✓
	13	✓	✓	✓	✓	✓
	15	✓	✓	✓	✓	-

ANYONE SPECIAL 7MM



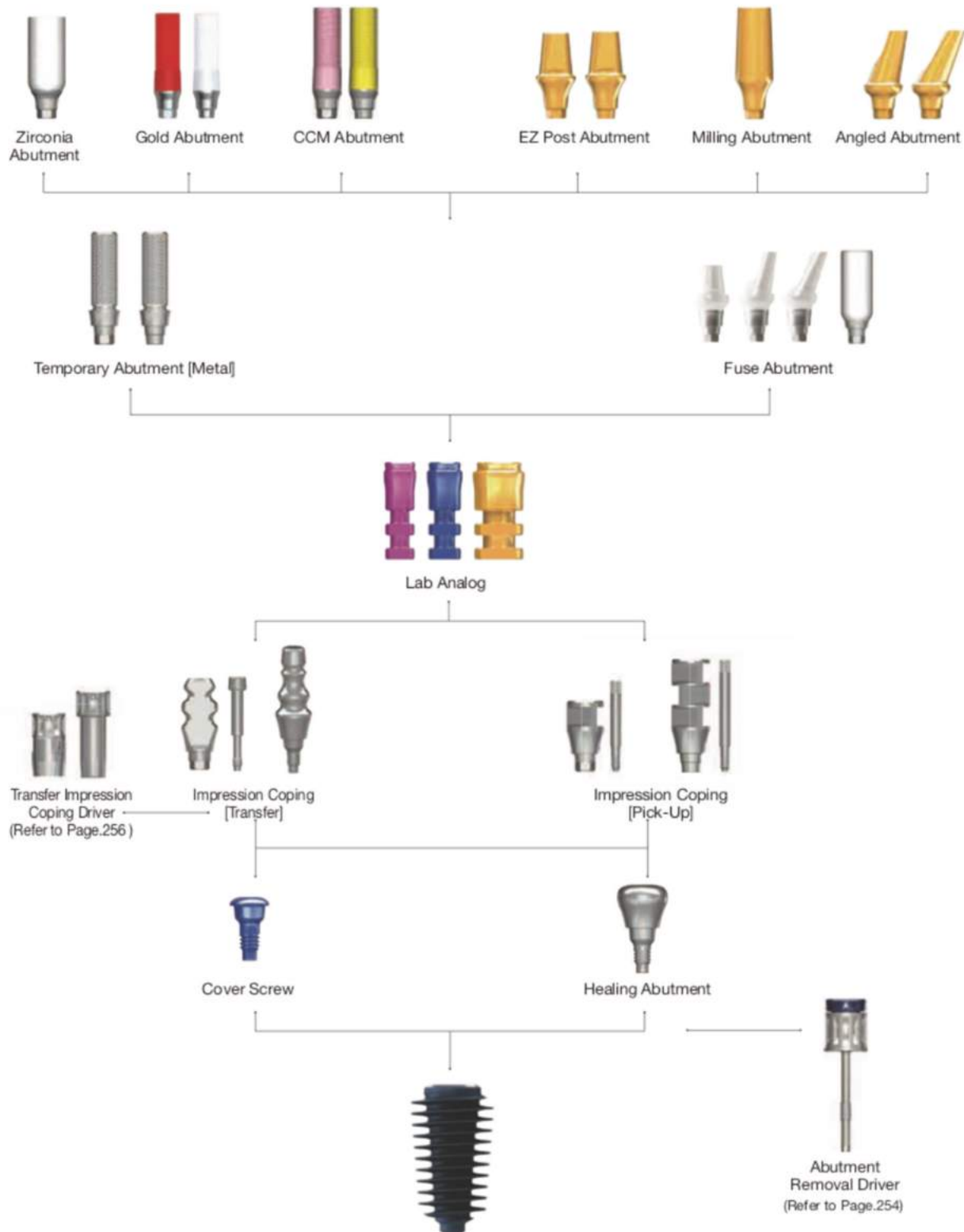
		Diameter				
		Ø	4.5	5	6	7
length	7	✓	✓	✓	✓	
	8.5	-	-	-	-	
	10	-	-	-	-	
	11.5	-	-	-	-	
	13	-	-	-	-	
	15	-	-	-	-	

MINI IMPLANTS

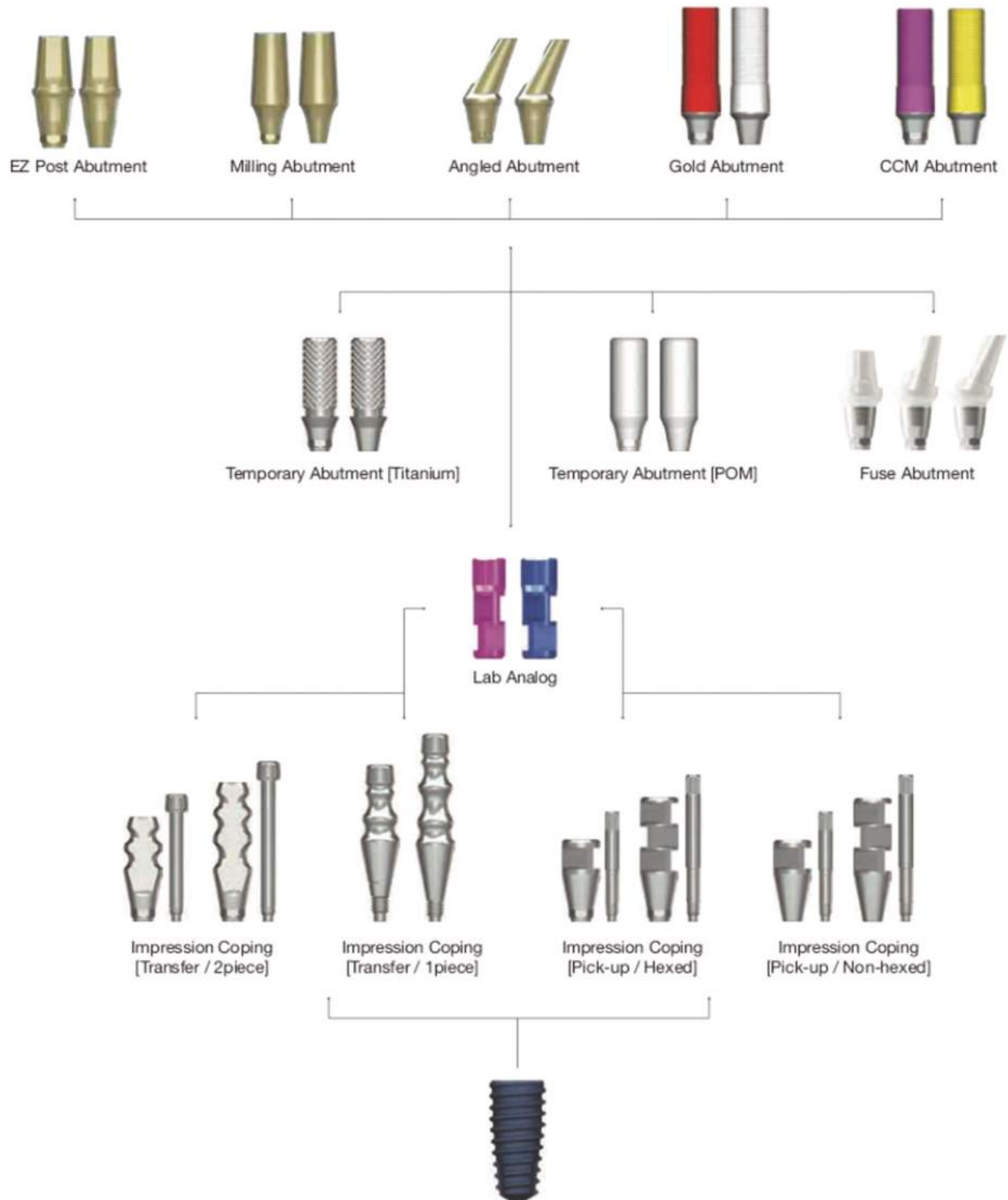


		Diameter	
	Ø	3	3.25
Length	7	✓	✓
	8.5	✓	✓
	10	✓	✓
	11.5	✓	✓
	13	✓	✓
	15	✓	✓

ANYRIDGE PROSTHETICS



ANYONE PROSTHETICS



SIMPLER



DESCRIPTION:

- Superpulsed Versatile Settings
- Power: **8W** and **12W** Peak power
- Wave length: 980nm (Highest water absorption)
- Allows the practitioner to use all of 8W yet work painlessly and fast
- Better and faster healing after surgery
- Simpler work profile with adaptable sterilizable plastic tips
- More economic Fiber Spool – full length of one and half meter allows almost a lifetime of usage
- Allows both Basic Settings which are Preset & Advanced usage settings which the practitioner can change
- Simple Portable and Handy

WISER



Wavelength: 980nm
Frequency: 25khz



DESCRIPTION:

- Tissue Optimized Pulsing (TOP)
- Superpulsed Versatile Settings
- Intuitive touch screen panel
- It allows the practitioner to use all of **16W** yet work painlessly & fast
- Better and faster healing after surgery
- Potent Endodontic Root Canal Sterilization through Laser Activated Irrigant (LAI) action
- Compatible with all Photosensitizing agents like Toluidene Blue O, Indocyanine Green
- Multi insulated permanent Fibre spool with minimum loss of energy - Efficient output - gives same Power as panel settings
- Each tip can be used for approx. 15+ cycles of sterilization & disinfection (15-20 patients) - Cost effective & economical
- Fast rechargeable battery with maximum energy output calibrated

PLUSER



DESCRIPTION:

- A tablet interface
- Adjustable laser pulse
- Individualized parameter settings
- Wide range of hand pieces
- Certified protocols
- Video and text content
- Animated simulations
- Clear clinical procedures
- Software upgrade for dermatology
- Power - 12 watt
- wavelength - 2940 nm
- Pulse- square & Gaussion
- Max Energy -600 MJ





DESCRIPTION:

- Lightweight and compact, all functions are integrated in the engine block
- Low radiation dose as compared to other conventional X-ray
- Obtaining images of high definition both in the traditional mode digital and system phosphors
- The device is remotely piloted in complete safety for the operator via remote control radio waves
- Warranty 2 yrs on Tube Head & 3 yrs on Timer circuit

Features	EndoRay
Estimated electrical power	0,800 kW
High frequency technology	100 KHz
Absorption	6 A
Toshiba Tube	DG-073B-DC KL11 D-045
Focal point	0.4 mm (IEC 336)
Ø of long cone at the end of spacer	<6 cm
Total filtration	2 mm Al eq.
Selectable anodic current	4-7 mA
Tube voltage x-ray selectable	60-70 kVp
Radiation scattered	<0.25 MGH / h at 1 meter
Exposition time	0020-1000 mS SCALE R10
Supply voltage	230 V (50/60 Hz)
Intermittent Operation	1/30 s exposure: 30 s reset
Distance	FF 20 cm
Fuse	F 6.3 AH
Logic control	Dead man
X-ray button	digital

AMS AC-XRAY



DESCRIPTION:

Features	
Tube KV	70
Xray Tube Current	8mA
X-ray Tube	KL - 27
Focus of the tube	0.8mm
Maximum Leakage Radiation	<0.25 mGy/ Hr

MICROSCOPE



SPECIFICATIONS

- Eyepiece : WF20X
- Objective : 1X (WD 230 mm), 2X (WD 135 mm)
- Visual Field 20 ~ 6.7
- Zoom : 20 x
- Working Distance: 20 - 25 cm
- Structure index : Binocular head slanting 45 degrees, Left diopter adjustment +/- 5 degrees, inter-pupillary adjustable distance: 54 ---76mm

SMART ENDO XP

Endomotor with Apex Locator



DESCRIPTION:

- Smart endomotor with integrated apex locator
- Big Color LCD display
- Touch Button, Simple and easy to use.
- Silent motor, Precise Torque & speed.
- LED Handpiece, Operation vision is very clear.
- All the controls are at motor handpiece, easy access.
- 16:1 interchangeable push button contra angle.
- Integrated apex locator with multi-frequency root canal measurement for high accuracy.
- High Capacity rechargeable battery.

TANDA | B CLASS (WITH PRINTER)



DESCRIPTION:

- With Printer
- 14 Error Code
- Negative Pressure Display
- Door Locking Safety Switch
- Inbuilt Printer to take print of cycle details
- Excellent Price Performance Ratio
- Multiple Safety Features
- Temperature Cycles - 121°C & 134°C
- Provision to connect External Printer
- Pressure and Temperature Overload Protection



TANDA | B CLASS



DESCRIPTION:

- 14 Error Code
- Negative Pressure Display
- Door Locking Safety Switch
- Optimized Cycle Time
- Excellent Price Performance Ratio
- Multiple Safety Features
- Temperature Cycles - 121°C & 134°C
- Provision to connect External Printer
- Pressure and Temperature Overload Protection

2
Years
Warranty



DOLPHIN | N CLASS



DESCRIPTION:

- 121oC/0.12MPa/25min
- 134 oC/0.22MPa/6min
- In Accordance with European N Class
- Max Capacity of Plate – 1000 g
- Work Pressure – 0.9 to 2.5 Bar
- Chamber Volume – 18 L (245*300 mm)
- Load Size – 18 L (537*417*410)
- Max Loading Weight – 18 L (3.07 kg per sq cm)



LUB (Handpiece Lubricator)




DESCRIPTION:

- Special revolving gear, Effectively lubricate micro - motor and turbine in different angles.
- Air button to remove left oil in handpiece after lubrication.
- High Security, easy to operate, providing X3 handpiece lubrication simultaneously (X2 high-speed and X1 low-speed).
- 3 models: Short, Long, Extra-long time lubrication.



SELIN (POUCH SEALER)



DESCRIPTION:

- Steady Capacity
- Safe & Simple Operation
- Excellent Price Performance Ratio
- Modern Appearance
- Max Width – 250 mm
- When the pressure is changed, SELIN can adjust to best seal temperature.



DRINK 10 (WATER DISTILLER)



DESCRIPTION:

- Unique Design
- Electricity Protection
- Chamber Maximum Capacity: 4L
- Output – 1.2 ltr / Hour
- Novel Design of Outlet
- Indicator showing Heating Condition
- External Fuse – More Safe



UDS-A (LED)



DESCRIPTION:

Automatic frequency tracking ensures that the machine always works on the best frequency and performs more steadily. The handpiece is detachable and can be autoclaved to the high temperature of 135°C and the pressure of 0.22MPa. Digitally controlled, easy operation and more efficient for scaling. Comes in an LED variant UDS-A LED



DTE D1



DESCRIPTION:

- Sealed handpiece
- Automatic frequency tracking
- Automatically search the best working frequency
- Two colours optional



UDS A EXTERNAL



DESCRIPTION:

Power input: 110V~ 50Hz/60Hz 220 - 240V~ 50Hz/60Hz
Main unit input: 24V~ 1.3A
Output power: 3W ~ 20W
Frequency: 28kHz ± 3kHz
Water pressure: 0.1bar ~ 5bar(0.01MPa ~ 0.5MPa)
Main unit weight: 0.64kg
Adapter weight: 1.2kg
Dimensions: 196mm×134mm×80mm



LED H ORTHO



DESCRIPTION:

- Metal shell
- Five colours optional
- Wireless
- The battery can be replaced
- 2 work modes P1: Ortho & P2: Normal (Full)
- Time: P1: 3, 5, 10secs, Time: P2: 5, 10, 15, 20secs
- Large capacity battery (500 times use) low standby power- 70 days
- Constant light intensity



LED C



DESCRIPTION:

- Wireless
- The battery can be replaced
- 3 work modes: Full, Ramping, Pulse
- Time setting: 5s - 20s (Incremental)
- Large capacity battery (400 times use) Low standby power consumption with forty days' standby time
- Constant light intensity



LUX E PLUS



DESCRIPTION:

- LUX E Plus solidifies 4mm deep resin in 3 Seconds.
- Large capacity battery. A full charge can be used for more than 200 times continuously 10s working time mode
- Low standby power consumption with twenty days standby time. Constant light intensity
- The solidification effect is not affected by the consumption of remaining power
- Power point indicator. Long Life LED
- Ambidextrous



IMPLANX SURGICAL MOTOR UNIT



DESCRIPTION:

- **Engine body Power supply voltage:** AC 110 — 240 V, Frequency: 50/60 Hz Power consumption: 100 VA, Max. Coolant flow rate: 100 ml/min Fuse: 2 x 250 V - T1.25 AH
- **Motor Model:** SM-B7OL, Max. Speed: 40,000 rpm, Weight: 80 g, Optic: Yes
- **Foot pedal Model:** FC-V1, Speed control: Variable Foot control functions: Forward/Reverse

MicroNX
The Global Leader of Dental Equipment

BRUSHLESS MOTOR ELEC II MINI LED (BUILT-IN TYPE)



DESCRIPTION:

- Built-in board
- Input voltage: AC 24 V
- Hertz: 50/60 Hz
- Watt: 100 VA (Max.)
- Motor: Brushless
- Max. Speed: 40,000 rpm
- Max. Torque: 3.0 N.cm
- Weight: 68 g
- Optic: Yes
- Internal water spray: Yes

MicroNX
The Global Leader of Dental Equipment

IMPLANTMED SI 1023



DESCRIPTION:

- Intuitive user interface
- Torque control
- New pump design
- Stability measurement
- Wireless foot control (optional)
- Ultra-short, powerful electric motor
- Secure torque control and measurable implant stability
- It ensures improved treatment safety for you & your patients
- The intuitive user interface, color touch screen & glass surface
- Powerful motor up to 80 Ncm on the rotary instrument
- New Implantmed offers you the highest levels of comfort
- The purpose with its automatic thread cutter function, automatic torque control
- Osstell ISQ module for measuring the stability of implants, which is available as an accessory



BRUSHLESS MOTOR ELEC II MINI LED (BUILT-IN TYPE)



DESCRIPTION:

- Built-in board
- Input voltage: AC 24 V
- Hertz: 50/60 Hz
- Watt: 100 VA (Max.)
- Motor: Brushless
- Max. Speed: 40,000 rpm
- Max.Torque: 3.0 N.cm
- Weight: 68 g
- Optic: Yes
- Internal water spray: Yes

MicroNX
The Global Leader of Dental Equipment

BRUSH MOTOR CLINICAL



DESCRIPTION:

- Brush less E type Motor BL-800E
Weight: 95 g, Speed: Max. 50,000 rpm, Type: Brushless
- Brush E type Motor NX-100E
Weight: 135 g, Speed: Max. 35,000 rpm, Type: carbon brush
- Brush less Lab Motor only BL-800C
Weight: 190 g, Speed: Max. 50,000 rpm, Type: Brushless

MicroNX
The Global Leader of Dental Equipment

BRUSH MOTOR LAB



DESCRIPTION:

- Engine body Power supply voltage:
Model: 170S
Weight: 200 g
Dimension: L 156 x Ø 28 mm
Speed: Max. 35,000 rpm
Type: With carbon brush

MicroNX
The Global Leader of Dental Equipment

SUCTION



VS 250-S

Voltage (V 1—)	230
Frequency (Hz)	50
Power (kW)	0.6
Suction volume	250 l/min
Vacuum (mbar)	90
Noise level dB (A)	approx. 64
Dimensions (HxWxD)	32x28x28 cm
Weight (kg)	13



VS 300-S

Voltage (V 1—)	230
Frequency (Hz)	50
Power (kW)	0.58/0.8
Suction volume	300 l/min
Vacuum (mbar)	180
Noise level dB (A)	approx. 63-56
Dimensions (HxWxD)	37x31x31 cm
Weight (kg)	12.5



VS 600-S

Voltage (V 1—/V3—)	230/400
Frequency (Hz)	50
Power (kW)	1.1/1.1/1.4
Suction volume	600 l/min
Noise level without housing	approx. 63
with housing dB (A)	approx. 55
Dimensions without housing (HxWxD)	50x42x42 cm
Dimensions with housing	65x49x53 cm



VS 1200-S

Voltage (V 3—)	400
Power (kW)	2
Suction volume	1200 l/min
Vacuum (mbar) AAV 1	170
Dimensions with condensate separator (HxWxD)	57x62x42 cm
Dimensions with housing	106x64x61 cm
Weight without housing	32 kg
Weight with housing	18 kg



Indian Inbuilt Suction

Voltage (V 1—/V3—)	230/400
Frequency (Hz)	50
Power (kW)	1.1/1.1/1.4
Suction volume	600 l/min
Dimensions with housing	65x49x53 cm



Indian Mobile Suction

Voltage (V 1—/V3—)	230/400
Frequency (Hz)	50
Power (kW)	1.1/1.1/1.4
Suction volume	600 l/min
Dimensions with housing	65x49x53 cm



COMPRESSOR



Technical Data	Cyclone 1	Cyclone 2
Volate (v)	230	230
Frequency (Hz)	50/60	50/60
Cylinder	1	2
Flow rate at 5 bar1) (l/min)2)	67/77	110/126
Tank capacity (l)	20	20
Noise level 4) at 5 bar db(A)	64	68
Noise level in the cabinet db(A)	54	56
Dimensions (H x W x D cm)	64 x 49 x 43	64 x 49 x 43
Weight (kg)	32	43



Tornado 1 (Without Dryer)



Technical Data	Tornado 1 (Without Dryer)	Tornado 2 (With Dryer)
Volate (v)	230	230
Frequency (Hz)	50/60	50/60
Cylinder	1	2
Flow rate at 5 bar1) (l/min)2)	67/77	110/126
Tank capacity (l)	20	20
Noise level 4) at 5 bar db(A)	64	68
Noise level in the cabinet db(A)	54	56
Dimensions (H x W x D cm)	64 x 49 x 43	64 x 49 x 43
Weight (kg)	32	43

Tornado 2 (With Dryer)

COMPRESSOR



Technical Data	DA5002	DA7001	DA7002
Voltage (V)	100 – 240	100 – 240	100 – 240
Power (KW)	1 - 1	0-75	1 - 5
Max. Air Flow (L/Min)	230	152	304
Air Flow	80	50	100
Max Pressure	8	8	8
Tank (Litre)	50	30	50
Noise Level (Db)	<70	<70	<70
Dimension (mm)	410*410*410	410*410*410	410*410*410
Weight (Kg)	60	33	114-5

EK 301

KNIGHT RIDER



Configuration	Specification	
Noise deadener, solenoid	Motor	GSE
Blue stainless tank (inside not antirust), capacitor	Voltage	220V/110V
Gas-pressure meter	Ampere	2.55A
All kinds of tubes & valves	Power	550W
	Frequency	50Hz/60Hz
Can be connected with one dental unit	Exhaust	57 L/min
	Rated exhaust pressure	0.8MPa
Option: Air reducer CX-098	Noise	56-65dB
	Bottle dimension	30L
Tank Color: White/Blue/Beige	Packing Size	43*43*69CM

EK 302

KNIGHT RIDER



Configuration	Specification	
Noise deadener, solenoid	Motor	GSE
Blue stainless tank (inside not antirust), capacitor	Voltage	220V/110V
Gas-pressure meter	Ampere	3.8A
All kinds of tubes & valves	Power	850W
	Frequency	50Hz/60Hz
Can be connected with two dental unit	Exhaust	81 L/min
	Rated exhaust pressure	0.8MPa
Option: Air reducer CX-098	Noise	56-65dB
	Bottle dimension	30L
Tank Color: White/Blue/Beige	Packing Size	43*43*69CM

RC SERIES HANDPIECES



RC - 95 BC

Air turbine, steel bearing, single spray, push button airrotor



RC - 43

RC series straight handpiece with flexible checking system



RC - 90 BC

Air turbine, steel bearing, single spray, chuck type airrotor



RC - 58

RC series contra handpiece, latch type

HANDPIECES



CONTRA ANGLE

- Application bur $\phi 2.35$
- Motor speed range 18000rpm
- 22000 rpm
- Autoclavable



STRAIGHT HANDPEICE



PUSH TYPE

- Application bur $\phi 2.35$
- Motor speed range 18000rpm
- 22000 rpm
- Autoclavable
- Slide proof handle
- Handpiece and adapters can bear
- Steam disinfection at 135°C

FARO EDI LIGHT



DESCRIPTION:

Switching control on the head or by proximity sensor, Microprocessor assisted fan cooling system Opened Sterilizable or Fixed and Fork handgrip Perfect balance of the 2-D rotation system on the two axes of the head. As an option a system on the third axis of rotation 3-D which allows to achieve a better positioning is available. Well defined luminous spot: 145 x 90 mm The first arm of 75 cm (90 cm upon request), with an overlapped coupling and its small arch turned down to prolong the extension, allows wide movements.

FILTER LAMP WITH CAMERA

3 Mode:

- White
- Yellow
- Yellow+white
- Intesity adjusted by sensor



OUR DISTRIBUTORS

NORTH ZONE

Dealer Name	State	City	Email ID
Aarti Dental and Surgical	Chandigarh	Chandigarh	aartdental@hotmail.com
Unique Dental & Healthcare	Delhi	Delhi West	uniquedentalhealthcare@gmail.com
Sahaja Dental And Helathcare	Delhi	Delhi East	sahajadental@gmail.com
Helios Health Care	Delhi	Delhi South	tarun.helios@gmail.com
Aadishwar Medicare Agencies	Haryana	Bhiwani	aadishwarmedicare@gmail.com
Panipat Dental Depot	Haryana	Panipat	panipatdentaldepot@gmail.com
Una Dental Uttar Pradeshplier & Health Care.	Himanchal	Una	unadentallab@rediffmail.com
Choudhary Dental Company	Himanchal	Kangra	choudharydentalco@gmail.com
Mahakali Traders	Jammu	Jammu	mahakalidental@gmail.com
Vinit enterprises	Punjab	Jalandhar	
Hundal Dental Traders	Punjab	Amritsar	hundaldent@yahoo.com
Kavyanjali Dental Material	Rajasthan	Udaipur	kavyanjaldentalmaterial@gmail.com
DC health Care	Rajasthan	Jaipur City	c.p.dashora1985@gmail.com
G M Indent Co Haldwani	Uttarakhand	Haldwani	chandrashekharrisht2@gmail.com
Kedar Dental and Surgicose	Uttarakhand	Dehradun	kedardental@gmail.com
G M Indent Co Allahabad	Uttar Pradesh	Allahabad	ansarimrh@rediffmail.com
Dental Material World	Uttar Pradesh	Allahabad	dentalmaterialworld@gmail.com
Makeover Dental	Uttar Pradesh	Varanasi	makeoverdentalsvaranasi2017@gmail.com
Medishield Health care	Uttar Pradesh	Lucknow	medishieldhealthcare@gmail.com
GM Indent CO - Agra	Uttar Pradesh	Agra	madhukar6911@gmail.com
Gm Indent Co - Gorkhpur	Uttar Pradesh	Gorkhpur	pawantripathi2709@rediffmail.com
Store 32 - Bareily	Uttar Pradesh	Bareily	store32.bareilly@gmail.com
Thiridmolar Dental Suttar	Punjab	Ludhiana City	aroragaurav33@gmail.com
Dental World	Kashmir	Srinagar	saleem.Ganai@gmail.com
Aparna Dental & Surgicals	Uttar Pradesh	Kanpur	aparnadentals@gmail.com

CENTRAL ZONE

Dealer Name	State	City	Email ID
SANJARI DENMED	Madhya Pradesh	Indore	sanjaridentmed@rediffmail.com
Hi-Tech Dental System	Madhya Pradesh	Bhopal	idea9826974716@gmail.com

SOUTH ZONE

Dealer Name	State	City	Email ID
Thaarwin Enterprises	Pondicherry	Pondicherry	tharawinpd@gmail.com &
Claudent Care	Tamilnadu	Virudhunagar	jeyaraj15@yahoo.co.in
Sri Saravana Dental Equipments	Tamilnadu	Salem East	claudentcare@gmail.com
Sasi Dental Care	Tamilnadu	Arakkonam	srisaravanadentalequipments@gmail.com
Biovin Solutions	Tamilnadu	Chennai	sasidcvlr@gmail.com
Sai Dental Agencies	Tamilnadu	Coimbatore	biovinsolutions@gmail.com
Mangalore Dental Corporation	Karnataka	Mangaluru	saidental.cv@gmail.com
Jc Dental Products ansurgicals	Andhrapradesh	Guntur	jcdentalproducts7777@gmail.com
Metro Dental & Surgical	Telangana	Hyderabad City	mdssalesmanagement@gmail.com
Apexion Dental Products & Services	Kerala	Calicut	bajeel@apexiondental.com

WEST ZONE

Dealer Name	State	City	Email ID
3T Trading Corporation	Gujarat	Ahmedabad City	3tdentalsolutions@gmail.com
Neelkanth Traders	Gujarat	Ahmedabad City	harshneelkanth1976@gmail.com
Deep Dental and Surgical	Gujarat	Surat	appadhya@gmail.com
Avani Dental Care	Maharashtra	Mumbai	avanidentalcare@gmail.com
Shree Dental Nagpur	Maharashtra	Nagpur City	anuragshreedental@gmail.com
Jayshree Enterprises	Maharashtra	Amaravati	gnchandak@rediffmail.com
New Pankaj Dental Traders	Maharashtra	Nagpur City	pankajdental3@gmail.com
VDM Dental Systems	Maharashtra	Pune City East	vdm dentalsystems@gmail.com
Deals and Designs	Maharashtra	Kolhapur	dealsanddesigns@gmail.com
Sharptech	Maharashtra	Nanded	shrptch@gmail.com
Shandilya Dental Traders	Maharashtra	Thane	shandilyadentalworld@gmail.com
Vasant Distributors	Maharashtra	Nasik	vasantdistributors_nasik@rediffmail.com

EAST ZONE

Dealer Name	State	City	Email ID
North East Dental Depot	Assam	Guwahati	nedd.nedl@gmail.com
Dentric	Bihar	Patna	dentric@rediffmail.com
Sai Dental	Bihar	Patna	nk86284@gmail.com
Eureka Dental Co	Jharkhand	Ranchi	gulrez824@gmail.com
Sancheti Surgicals	Jharkhand	Singhbhum	siddharthsancheti.sj@gmail.com
Transcedent Dental Laboratory	Tripura	Agartala	tdent_lab@yahoo.in
Siliguri Dental Goods Suppliers	West Benagl	Siliguri	slgdentalgoodssuppliers@gmail.com
Tomar Dental and Medical Depot	Chattishgarh	Bilaspur	Sandeepkumarsingh9100@gmail.com
Eastern Dental & Surgical Complex	Chattishgarh	Raipur	aastha_surgident@yahoo.in

OUR BRANCHES

Chesa Bengaluru (HO)

#51,52,E.P.I.P. Zone,
KIADB Industrial area
White field, Road 7,
Bengaluru, Karnataka-560066
080- 43303501

Chesa Mumbai

507, Keshava, Plot No. 4
Bandra kurla Complex, Bandra(E),
Mumbai- 400051
022-26590020

Chesa Delhi

#702, 7th floor, KLJ tower,
Netaji Subhash place,
Pitampura, Delhi-110034
011- 47513811

Chesa Ahmedabad

129 - 130, 1st floor,
Ratna Business Square,
Ashram Road, Ahmedabad-380009
7948902109

Chesa Pune

#128/5, Siddhivinayak Apartments,
Flat no.1, Sanewadi, Aungh
Pune - 41107
020-25898939

Chesa Kolkata

23/B, Creek Row,
Kolkata - 700014
033-22642277

Chesa Hyderabad

#302, 3rd Floor Jade Arcade,
M.G. Road, Secunderabad - 03
7624986682

Chesa Indore

156, Jaora Compound,
Behind Urvashi Complex,
Near BJP Office,
Indore - 452001 (M. P.)
9606980289

Chesa Chennai

46/29, CIT Nagar west,
CIT Nagar, Chennai,
Tamil Nadu-600035
7397444206



51 & 52, EPIP Zone, KIADB Industrial Area, Whitefield,
Bangalore, Karnataka - 560 066, India | +91-8880704466
enquiry@chesadentalcare.com | care@chesadentalcare.com

